




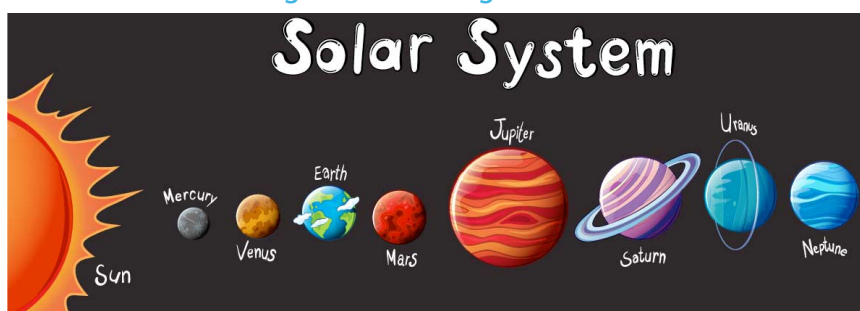
# Solar System Discovery



Looking up at the sky provides a wonderful opportunity to discuss with your Community Hero/es what they can see. Can you see the sun or moon? Where? How do you think we could get there? What else might exist in outer space? The night sky provides a greater opportunity to discuss outer space.

Did you know that Stars are huge, glowing balls of gases? The closest star to Earth is the sun. Most of the pinpricks of light that shine in the night sky are also stars. The sun and its solar system, including Earth, are part of the Milky Way galaxy. That galaxy alone contains hundreds of billions of stars (Source: Britannica Kids).

Have a discussion about the Earth and how it is one of several planets in our solar system, with the sun at the center, and a moon that revolves around Earth plus the eight planets. A solar system is all the planets, moons, and everything else (including asteroids and comets!) surrounding and orbiting a star.



Planets are large natural objects that orbit, or travel around, stars. Eight planets orbit the star called the Sun. In order from the closest to the Sun, these planets are Mercury, Venus, Earth, Mars, Jupiter, Saturn, Uranus, and Neptune.

There is a video by StoryBots to help children learn about planets and the Solar System which you can view [here](#)

## Solar System Games to Learn through Play

To help develop an understanding of our Solar System, on the following pages you will find some solar system cards where your Community Hero/es can learn, play and match.

1. Print, colour & cut the cards out
2. Talk about the cards, the planet names and features to help recognise each
3. **Match Game:** Place the cards face-up but mixed around and see if your Community Hero/es can match them (provide assistance / encouragement as required)
4. **Memory Game:** Place the cards face-down. Take it in turns for each player to turn over 2 cards. If they match, have another turn. If they are not the same, let the other player have a turn. Keep going until all pairs have been found. Whoever has the most planets is the winner.
5. **Snap:** Divide the cards between 2 players. Players turn over one card at the same time. The first player to shout snap collects the pair. Continue until all cards are finished. Whoever has the most planets is the winner.



# Solar System Game Cards



Mars



Mars



Earth



Earth


Venus




Venus



Mercury



Mercury




# Solar System Game Cards



Neptune



Neptune



Uranus




Uranus



Saturn



Saturn



Jupiter



Jupiter

