



## **Scavenger Hunt Instructions**




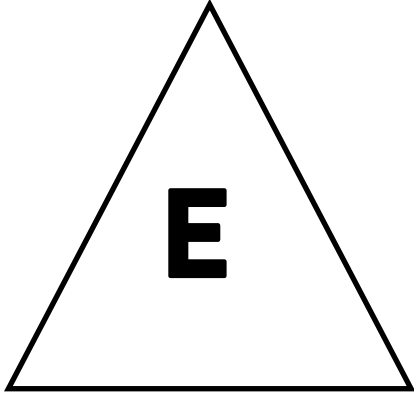
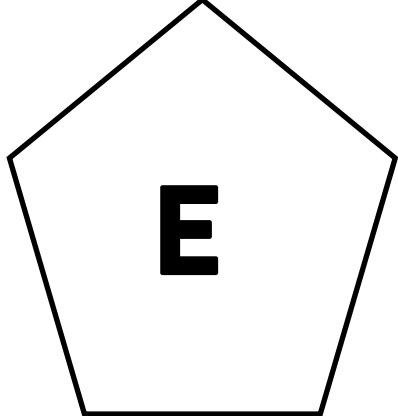



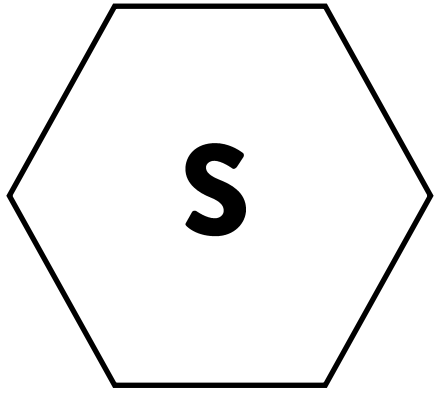
Hello Community Heroes! Our Interaxcity Scavenger Hunts always go down a treat during school holidays and keep Community Heroes (big & small) well entertained. While we know you can't join us these school holidays, we're bringing the fun to you! Get ready to have an "Easter-ific" time at home with this special "shape" edition of our Scavenger Hunt. Follow the instructions below and you'll be "hoppy" in no time!

1. Go to the "Scavenger Hunt– Shapes" template on page 2. Colour in your shapes. Be careful not to use dark colours over the letters on your shapes– you'll need to be able to see them later!
  - **Grow your brain:** Do you know the names of any of these shapes? Can you count how many sides each shape has? Are the sides curved, or straight? How many corners does each shape have? Maybe they have none at all!
2. Cut out your shapes– don't forget to ask an adult, or another Community Hero for help with the scissors!
3. Time to hide! Ask an adult, or another Community Hero to hide your shapes all around your house, or garden, if you have one!
  - **\*\*Tip for adults:** This is a great chance to hide chocolate, or another treat/reward with each shape– or perhaps you could have just one as a reward decoding the answer at the end!
4. Time to seek! It's time to find all the hidden shapes. You might need to provide few clues if your "hunter" gets stuck. Maybe you could play "hot or cold", to give the hints!
  - **Grow your brain:** How long did it take to find all the shapes? You could use a clock, sand timer, or watch to check.
5. Now that you've found all your shapes, head over to our "Scavenger Hunt Decoding " sheet on page 3 and read the question. Follow the instructions to find answer!
  - **Grow your brain:** Before you decode the clue, can you have a guess what the answer might be? HINT: It's very "punny"!
6. "Hop" "Hop" Hooray! You've solved it! Now you can swap around. This time you can hide all the shapes, and the other player can find them.
  - **Grow your brain:** Up for a challenge? Can you beat your scavenger hunt time record? See if you can find the shapes quicker and beat your fastest time!
  - Here's one for older Community Heroes– why don't you create your own scavenger hunt? Come up with a question and turn the shapes over, writing the letters for the answer on the back. Challenge someone to complete your hunt and decode the answer!



## **Scavenger Hunt– Shapes**

**Colour, Cut, Scavenger Hunt.**

 <p><b>R</b></p> <p><b>Square</b></p>	 <p><b>S</b></p> <p><b>Star</b></p>	 <p><b>I</b></p> <p><b>Oval</b></p>
 <p><b>E</b></p> <p><b>Triangle</b></p>	 <p><b>E</b></p> <p><b>Pentagon</b></p>	 <p><b>G</b></p> <p><b>Rectangle</b></p>
 <p><b>G</b></p> <p><b>Circle</b></p>	 <p><b>C</b></p> <p><b>Diamond</b></p>	 <p><b>S</b></p> <p><b>Hexagon</b></p>

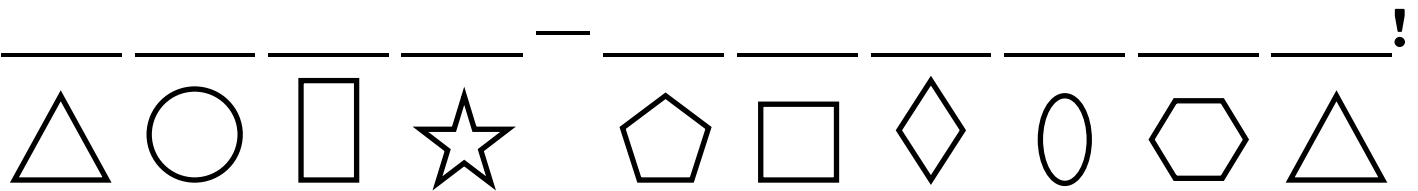


## **Scavenger Hunt– Decoding**

Well done on finding all your shapes... Looks like some “bunny” is very clever! Follow the instructions below to solve the answer.

1. Can you match the shape you’ve found with the shapes in the pattern below? Record the letter from each shape on the line over its matching shape.
2. When you record the letters for all your shapes, you’ll have spelled the answer. If you can’t read it yourself, ask another Community Hero, or an adult to help. You’re all sure to enjoy the great “yolk”!

**What does the Easter Bunny do to stay in shape?**



### **Ideas for egg-tra fun and learning!**

- Print you our “Scavenger Hunt– Shapes” page twice, to play “Snap”, or “Go Fish”. You could also play a “Memory Matching” game, where you see who can gather the most pairs.
- Play “Guess the Shape” and see how many clues you’ll need to guess what shape the other player is holding. Examples of clues might be: “It has 4 sides”, or “it has 3 corners”.
- Do the “Find a shape” game: pick a card and find that shape somewhere in your home. For example, if you pick a circle, you could find a clock.
- Sort your shapes into different groups– e.g: “Curved edges vs straight edges”, “Corners vs no corners”, etc.
- Sing and dance along to PINKFONG’s “Dancing Shapes” on Youtube.